



High-speed Inkjet Printers
FW5000, FW5230, FW5231



ComColor FW

The Power of Inkjet

Converting Monochrome to Color Affordably

Inkjet was created as an alternative to toner, a means by which organizations can print color copies for about the same price as B/W toner. Inkjet is in fact bringing color into the workplace, adding color to presentations, manuals, statements, envelopes, and invoices all of which increase retention of information in a way that black and white simply cannot.

Isn't it time to make color communications an accepted part of your workplace?



Catch your audience's eye with color for almost the same cost as black and white!

High Productivity for Any Workplace

Unlike toner-based printers, inkjet printers require no heat when printing and offer affordable color prints. ComColor FW printers boast ultra-fast print speeds combined with flat output to streamline printing, helping make busy work environments more efficient. No heat means reduced power consumption, as well as no paper curl, which reduces paper jams and misfeeds. And because output requires no cooling, pages can be sent immediately after printing to any of your optional finishers, vastly reducing production times.



High-Speed Printing up to 120 ppm


The amazingly fast print speed of 120 ppm in full-color allows ComColor FW to significantly quicken high-volume print jobs.

Print Time for 1,000 A4-size Color Sheets (A4/letter-size, long-edge feed simplex)

ComColor FW5230	Approx. 8 minutes
Typical office laser printer	25 minutes*

* At 40 ppm

Duplex printing shares this efficiency, reaching up to 120 ppm. Thanks to high-precision paper-feed control, ComColor FW prints at the same speed for both simplex and duplex documents to boost productivity. The responsive first print time of only 5 seconds means less waiting for both short print runs and high-volume jobs. The optional one-pass duplex scanner drastically enhances processing speed for scanning. You can load up to 2,000 sheets for quick scanning and copying of large documents.



Reliability

The RISO Inkjet advantage—FORCEJET technology is your assurance of quality and reliability

Instant-drying ink complements the high-speed, duplex printing capability. This specially developed, oil-based ink is also fade-resistant and water-resistant, and minimizes paper curling. Stable paper feeding ensures the reliable performance necessary for high-speed printing. Paper-feed speed is intelligently controlled according to how much ink is emitted from the print head. Also, multiple sensors help ensure high levels of reliability.

Compact Design to Fit Any Workplace



* When using plain paper or recycled paper (85 gsm (23-lb bond))

The compact print head and integrated output tray make for a small footprint, allowing installation of ComColor FW almost anywhere.

Two paper-feed trays are easily accessible and hold 500 sheets* each while the standard tray handles 1,000 sheets*. This equals a paper capacity of 2,000 sheets* in a slim body.

Durability

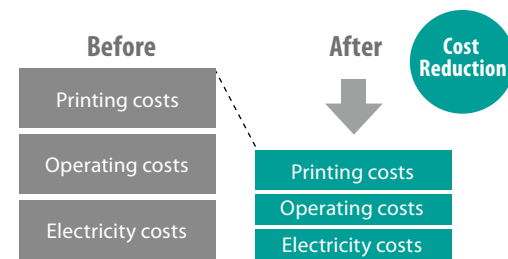
Tough body for reliable operation

High-speed, high-volume printing requires a durable body. ComColor FW is tough enough to print millions of sheets.



Superb Efficiency for High-Volume Printing

ComColor FW is the right choice for low-cost color printing. Superb high-speed output combines with outstanding flexibility for cost-efficient in-house printing. It also goes easy on the environment thanks to the energy-saving design.



Low-Cost Color Printing

ComColor Standard—RISO's original color profile—accurately controls the amount of ink ejected from the print head depending on document type and media. This maintains image quality and optimizes ink usage, ultimately lowering operating costs. Short print runs can now be performed inexpensively and efficiently in-house.

On-Demand, Full-Color Printing

The white paper factory model decreases waste, as it allows printing on-demand as and when required. ComColor FW also supports variable-data printing, eliminating the need for pre-printed stock. Less outsourcing shortens turnaround time and lets you make last minute changes to documents.

Intelligent Design for Flexibility and Efficiency

A simple paper-feed mechanism with no heating function supports a wide range of media, from plain paper and envelopes to cards. Paper is less likely to curl as no heat is applied during printing, thereby minimizing paper jams. Operation time can be reduced for long print runs by inserting slip sheets to facilitate sorting, add covers and program printing.

The energy-efficient printing process offers smooth, economical operation. Unlike toner-based printers, ComColor FW employs an imaging process that eliminates ozone and toner emissions.

Power schedule mode

This function allows you to turn the power of the machine on and off automatically at a specified time. Up to 10 sets of combinations of start or end time and day of the week can be registered. Never worry about forgetting to turn the printer off after working hours or over the weekend.

Sleep mode

Set when the printer enters sleep mode after the last print job to further decrease power consumption. This mode keeps power consumption to a miniscule 4W, further enhancing savings on electricity bills.

Eco-Proven Performance Worldwide

ComColor's acquisition of and compliance with various environmental labels and directives from around the world are your assurance of the green performance. The following labels and directives apply to the ComColor FW series.



ENERGY STAR® Program

An environmental program that promotes energy saving in office machines. The program sets standards in terms of the power consumption of office machines in each of the operation, sleep and OFF modes*. *Varies according to region.

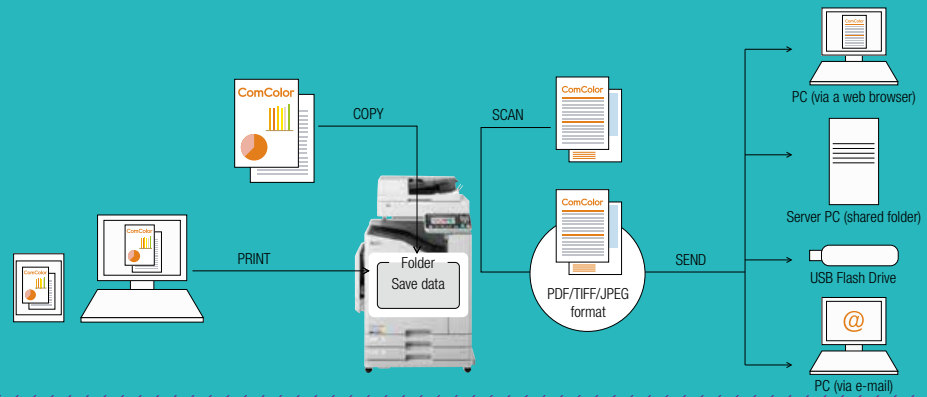


EPEAT

The definitive global rating system for greener electronics. EPEAT (Electronic Product Environmental Assessment Tool) combines comprehensive criteria with ongoing independent verification of manufacturer claims, across the broadest range of products and sectors. (ComColor FW is EPEAT Silver rating.)

Excellent Usability for Every Work Environment

The easy to use and intuitive user interface of ComColor FW makes anyone a master of efficiency. Management and maintenance tasks are also simplified, ensuring speedy workflows and reduced downtime.



Designed for Simple Operation

An easy-to-view touch panel with instantly recognizable color icons makes printer operation simple for anyone. The tilt panel ensures excellent viewing at any angle up to 90 degrees, expanding installation flexibility. Scan preview windows show scanned images before saving data, ensuring less scan failures. For added convenience when printing and copying, frequently used functions can be saved as Favorites.



Expanded Usability

The optional RS1 100C RIP supports the functions and workflows essential for transactional printing, and the optional PS kit is compatible with a variety of operating systems. RISO Print-S application allows printing from smart devices, and PDF files can be printed directly from USB flash drives. The FW Series offers reliable support for any work environment.



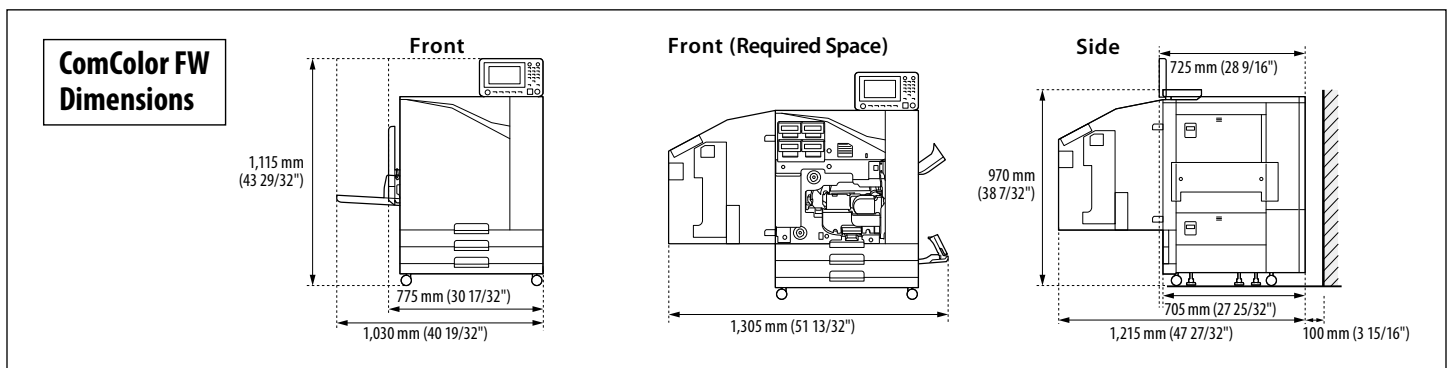
Useful Scanner Functions

The optional Scanner HS7000 can save scanned data over the network to a PC, as an attachment to e-mail, or onto a hard disk of a networked RISO machine. Multi-page documents can be saved in PDF format as either separate files or combined into one file. Documents can be saved as PDF, TIFF, JPEG and PDF/A (suitable for long-term storage) formats.



Easy Management for Administrators

Up to 1,000 users can be registered. Connecting to an internal directory with LDAP authentication ensures quick configuration for a large number of users. The optional IC Card Authentication Kit enables user management using an IC card. Other maintenance tasks can be performed simply and speedily.



Optional Accessories to Customize Your Workflow

Face Down Finisher F10

Compact finisher exclusively for offset stacking and stapling finished prints.

Applicable Paper Size

Without offset

Maximum: 340 mm × 550 mm (13 3/8" × 21 5/8")

Minimum: 90 mm × 148 mm (3 9/16" × 5 27/32")

Offset output

Regular sized paper width: 182 mm × 257 mm - 297 mm × 431.8 mm (7 3/16" × 10 1/8" - 11 11/16" × 17")

Irregular sized paper width: 131 mm × 148 mm - 305 mm × 550 mm (5 3/16" × 5 27/32" - 12" × 21 5/8")

Paper Weight 46 gsm to 210 gsm (12-lb bond to 56-lb bond)

Tray Capacity Height up to 108 mm (4 1/4")

Maximum Number of Sheets for Staples

50 sheets* A4, B5 (JIS), Letter

25 sheets* A3, B4 (JIS), Ledger, Legal

Paper Weight for Staple 52 gsm to 210 gsm (14-lb bond to 56-lb bond)

Staple Position

1 at front side (angle stapling), 1 at rear side (angle stapling), 2 at center (parallel stapling)

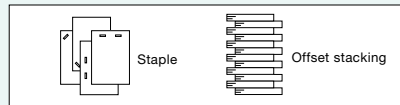
Power Consumption Max. 100 W

Print Speed (long-edge feed, simplex)

Without offset 120 ppm

Offset output 105 ppm

* When using plain paper or recycled paper (85 gsm (23-lb bond))



Scanner HS7000

The auto feeder enables copying and scanning of duplex originals of up to 200 sheets*¹ at a time.

Copy Functions

Writing Resolution Standard: 300 dpi × 300 dpi

Fine: 300 dpi × 600 dpi

Copy Paper Size Maximum: 303 mm × 432 mm (11 15/16" × 17")

First Copy Time Monochrome/Color: 7 sec or less*²

Copying Speed 70 ppm (Simplex/Duplex)*³

Scan Functions

Scanning Speed Monochrome/Color: 100 ppm*⁴

Network Interface Ethernet 100BASE-T/100BASE-TX/10BASE-T

Data-saving Format Monochrome: TIFF, PDF

Grayscale/Full Color: TIFF, JPEG, PDF

Power Consumption Max. 100 W

IC Card Authentication Kit II

The optional IC Card Authentication Kit enables user management using an IC card.

ComColor Express RS1100C

The RS1100C Advanced RIP, compatible with Adobe® PostScript® 3™, enhances the functionality of the printer in transactional environments with queue settings, Tray Selection Per Page, slip sheets, Form Overlay, Color Profile registration, and further advanced print setting options.

PDL* PostScript Level3 (CPSI:3019), PDF (1.7), PCL 6 (PCL XL, PCL 5c), TIFF (6.0), PPML 2.1

Installed Fonts PS: 139 fonts PCL: 80 fonts. *Page Description Language



Enhanced Compatibility

PostScript 3, PDF, PCL 5c,
PCL 6 (PCL XL), TIFF, PPML

Consumables

ComColor FW Ink Cartridges

Replenishing ink is clean and easy with slim ink cartridges and the ComColor's clever design. Colors: Black Cyan Magenta Yellow



ComColor Staple 50(G)

Staples for the Face Down Finisher F10.
Unit: 15,000 pieces of staples per carton box.



HC Staple Booklet

Saddle stitch staples for the Multifunction Finisher FG10.
Unit: 20,000 pieces of staples per carton box.



HC Staple 100

Staples for the Multifunction Finisher FG10.
Unit: 15,000 pieces of staples per carton box.

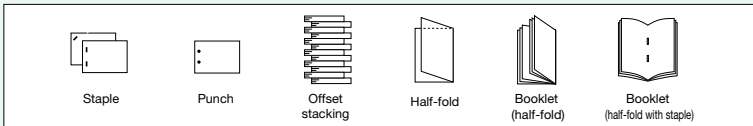


Multifunction Finisher FG10

Intelligent inline functions performed automatically simplify the finishing process.

- Stapling** Stapling options include: One corner staple or two staples for up to 100 sheets* of paper.
- Punching** Holes can be punched through documents. Choose two/three holes in the U.S., or two/four holes elsewhere.
- Folding** Various automatic folding options are available [inward; outward; for A3/ledger-to-A4/letter sheet footprint reductions; and two-fold for up to five sheets making a 20-page booklet].
- Booklet Making** Automatic saddle stitch stapling of up to 60 pages (15 sheets)*.

* When using plain paper or recycled paper (85 gsm (23-lb bond)) for A4, Letter, and B5



RISO Auto-Control Stacking Tray II

The paper guides automatically open to the correct width to match the paper in use.

Paper Size

Maximum: 320 mm x 432 mm (12 9/16" x 17")
 Minimum: 90 mm x 148 mm (3 15/16" x 5 13/16")

Tray Capacity* 1,000 sheets

* When using plain paper or recycled paper (85 gsm (23-lb bond))



Wide Stacking Tray

Paper Size

Maximum: 340 mm x 550 mm (13 3/8" x 21 5/8")
 Minimum: 90 mm x 148 mm (3 9/16" x 5 13/16")

Tray Capacity* 1,000 sheets

* When using plain paper or recycled paper (85 gsm (23-lb bond))



PS Kit FG10

When the PS Kit is installed, several functions useful for more efficient use, such as Tray Selection Per Page, Color Profile, and Form Overlay are available.

PDL* PostScript Level3 (CPSI:3019), PCL 5c, PCL 6 (PCL XL), TIFF (6.0). Installed Fonts PS: 136 Roman fonts
 PCL: 88 Roman fonts. * Page Description Language

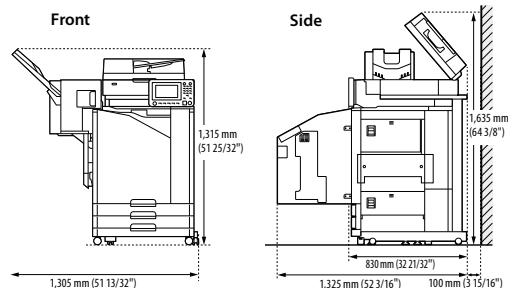
*1 80 gsm (21-lb bond) or less.

*2 When copying A4/Letter long-edge feed, using Color Priority Mode

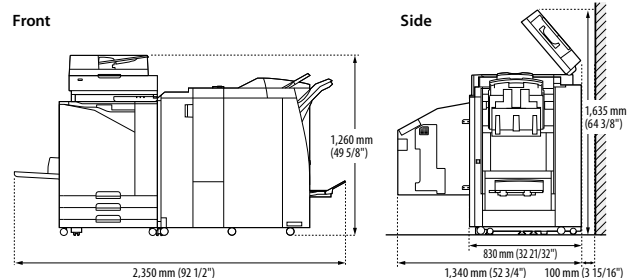
*3 When copying A4/Letter long-edge feed, using Auto Document Feeder

*4 RISO KAGAKU standard original, A4/Letter long-edge feed, 300 dpi, JPEG or PDF, when stored to main unit hard drive, using Auto Document Feeder

ComColor FW + Scanner HS7000 + Face Down Finisher F10



ComColor FW + Scanner HS7000 + Multifunction Finisher FG10 + Folder Unit FG10



Specifications

ComColor FW5230

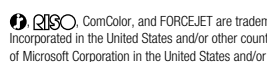
ComColor FW5231

ComColor FW5000

Print Type		Line-type inkjet system	Line-type inkjet system		Line-type inkjet system
Ink Type		Oil-based pigment ink (Cyan, Magenta, Yellow, Black)	Oil-based pigment ink (Cyan, Magenta, Yellow, Black)		Oil-based pigment ink (Cyan, Magenta, Yellow, Black)
Print Resolution		Standard: 300 dpi (main scanning direction) × 300 dpi (sub-scanning direction) Fine: 300 dpi (main scanning direction) × 600 dpi (sub-scanning direction)	Standard: 300 dpi (main scanning direction) × 300 dpi (sub-scanning direction) Fine: 300 dpi (main scanning direction) × 600 dpi (sub-scanning direction)		Standard: 300 dpi (main scanning direction) × 300 dpi (sub-scanning direction) Fine: 300 dpi (main scanning direction) × 600 dpi (sub-scanning direction)
Number of Gray Levels		For each CMYK color (11 gray levels)	For each CMYK color (11 gray levels)		For each CMYK color (11 gray levels)
Data Processing Resolution		Standard: 300 × 300 dpi; Fine: 600 × 600 dpi; Line smoothing: 600 × 600 dpi	Standard: 300 × 300 dpi; Fine: 600 × 600 dpi; Line smoothing: 600 × 600 dpi		Standard: 300 × 300 dpi; Fine: 600 × 600 dpi; Line smoothing: 600 × 600 dpi
Warm-up Time		2 min. 30 sec. or less (at room temperature of 23°C (73.4°F))	2 min. 30 sec. or less (at room temperature of 23°C (73.4°F))		2 min. 30 sec. or less (at room temperature of 23°C (73.4°F))
First Print Time*1		5 sec. or less (A4 long-edge feed)	5 sec. or less (A4 long-edge feed)		5 sec. or less (A4 long-edge feed)
First Copy Time*1		7 sec. or less (A4 long-edge feed)	7 sec. or less (A4 long-edge feed)		7 sec. or less (A4 long-edge feed)
Continuous Print Speed*2*3					
A4 long-edge feed		Simplex: 120 ppm Duplex: 60 sheets/minute (120 ppm)	Simplex: 120 ppm Duplex: 60 sheets/minute (120 ppm)		
Letter long-edge feed		Simplex: 120 ppm Duplex: 60 sheets/minute (120 ppm)	Simplex: 120 ppm Duplex: 60 sheets/minute (120 ppm)		
A4 short-edge feed		Simplex: 90 ppm Duplex: 45 sheets/minute (90 ppm)	Simplex: 90 ppm Duplex: 45 sheets/minute (90 ppm)		Simplex: 90 ppm Duplex: 45 sheets/minute (90 ppm)
Letter short-edge feed		Simplex: 90 ppm Duplex: 45 sheets/minute (90 ppm)	Simplex: 90 ppm Duplex: 45 sheets/minute (90 ppm)		Simplex: 90 ppm Duplex: 45 sheets/minute (90 ppm)
B4 (JIS) short-edge feed		Simplex: 76 ppm Duplex: 34 sheets/minute (68 ppm)	Simplex: 76 ppm Duplex: 34 sheets/minute (68 ppm)		
Legal short-edge feed		Simplex: 76 ppm Duplex: 34 sheets/minute (68 ppm)	Simplex: 76 ppm Duplex: 34 sheets/minute (68 ppm)		Simplex: 76 ppm Duplex: 34 sheets/minute (68 ppm)
A3 short-edge feed		Simplex: 66 ppm Duplex: 32 sheets/minute (64 ppm)	Simplex: 66 ppm Duplex: 32 sheets/minute (64 ppm)		
Ledger short-edge feed		Simplex: 65 ppm Duplex: 32 sheets/minute (64 ppm)	Simplex: 65 ppm Duplex: 32 sheets/minute (64 ppm)		
Paper Size	Standard Tray	Maximum: 340 mm × 550 mm (13 3/8" × 21 5/8")*11 Minimum: 90 mm × 148 mm (3 9/16" × 5 27/32")	Maximum: 340 mm × 550 mm (13 3/8" × 21 5/8")*11 Minimum: 90 mm × 148 mm (3 9/16" × 5 27/32")		Maximum: 340 mm × 550 mm (13 3/8" × 21 5/8")*11 Minimum: 90 mm × 148 mm (3 9/16" × 5 27/32")
	Feed Tray	Maximum: 297 mm × 432 mm (11 11/16" × 17") Minimum: 182 mm × 182 mm (7 3/16" × 7 3/16")			Maximum: 297 mm × 432 mm (11 11/16" × 17") Minimum: 182 mm × 182 mm (7 3/16" × 7 3/16")
Printable Area		Maximum: 310 mm × 544 mm (12 3/16" × 21 13/32")	Maximum: 310 mm × 544 mm (12 3/16" × 21 13/32")		Maximum: 210 mm × 544 mm (8 3/16" × 21 13/32")
Guaranteed Print Area*4		Standard: Margin width of 5 mm (7/32") Maximum: Margin width of 3 mm (1/8")	Standard: Margin width of 5 mm (7/32") Maximum: Margin width of 3 mm (1/8")		Standard: Margin width of 5 mm (7/32") Maximum: Margin width of 3 mm (1/8")
Paper Weight	Standard Tray	Simplex: 46 gsm to 210 gsm (12-lb bond to 56-lb bond) Duplex: 46 gsm to 210 gsm (12-lb bond to 56-lb bond) for A4 and Letter 46 gsm to 104 gsm (12-lb bond to 28-lb bond) for Ledger, A3, Legal, and B4	Simplex: 46 gsm to 210 gsm (12-lb bond to 56-lb bond) Duplex: 46 gsm to 210 gsm (12-lb bond to 56-lb bond) for A4 and Letter 46 gsm to 104 gsm (12-lb bond to 28-lb bond) for Ledger, A3, Legal, and B4		Simplex: 46 gsm to 210 gsm (12-lb bond to 56-lb bond) Duplex: 46 gsm to 210 gsm (12-lb bond to 56-lb bond)
	Feed Tray	Simplex: 52 gsm to 104 gsm (14-lb bond to 28-lb bond) Duplex: 52 gsm to 104 gsm (14-lb bond to 28-lb bond)			Simplex: 52 gsm to 104 gsm (14-lb bond to 28-lb bond) Duplex: 52 gsm to 104 gsm (14-lb bond to 28-lb bond)
Paper Tray Capacity	Standard Tray	Height up to 110 mm (4 5/16")	Height up to 110 mm (4 5/16")		Height up to 110 mm (4 5/16")
	Feed Tray	Height up to 56 mm (2 3/16") (× 2 trays)	Height up to 56 mm (2 3/16") (× 2 trays)		Height up to 56 mm (2 3/16") (× 2 trays)
Output Tray Capacity		Height up to 56 mm (2 3/16")	Height up to 56 mm (2 3/16")		Height up to 56 mm (2 3/16")
PDL (Page Description Language)		RISORINC/C IV	RISORINC/C IV		RISORINC/C IV
Supported Protocols		TCP/IP, HTTP, HTTPS (TLS), DHCP, ftp, lpr, IPP, SNMP, Port 9100 (RAW port), IPv4, IPv6, IPsec	TCP/IP, HTTP, HTTPS (TLS), DHCP, ftp, lpr, IPP, SNMP, Port 9100 (RAW port), IPv4, IPv6, IPsec		TCP/IP, HTTP, HTTPS (TLS), DHCP, ftp, lpr, IPP, SNMP, Port 9100 (RAW port), IPv4, IPv6, IPsec
Supported Operating Systems	Standard	Microsoft®: Windows Vista® (32-bit/64-bit), Windows® 7 (32-bit/64-bit), Windows® 8.1 (32-bit/64-bit), Windows® 10 (32-bit/64-bit), Windows Server® 2008 (32-bit/64-bit), Windows Server® 2008 R2 (64-bit), Windows Server® 2012 (64-bit)	Microsoft®: Windows Vista® (32-bit/64-bit), Windows® 7 (32-bit/64-bit), Windows® 8.1 (32-bit/64-bit), Windows® 10 (32-bit/64-bit), Windows Server® 2008 (32-bit/64-bit), Windows Server® 2008 R2 (64-bit), Windows Server® 2012 (64-bit)		Microsoft®: Windows Vista® (32-bit/64-bit), Windows® 7 (32-bit/64-bit), Windows® 8.1 (32-bit/64-bit), Windows® 10 (32-bit/64-bit), Windows Server® 2008 (32-bit/64-bit), Windows Server® 2008 R2 (64-bit), Windows Server® 2012 (64-bit)
	Optional*5	Mac®: OS X 10.8 (64-bit), 10.9 (64-bit), 10.10 (64-bit), 10.11 (64-bit) Linux (compatible with PPD only)	Mac®: OS X 10.8 (64-bit), 10.9 (64-bit), 10.10 (64-bit), 10.11 (64-bit) Linux (compatible with PPD only)		Mac®: OS X 10.8 (64-bit), 10.9 (64-bit), 10.10 (64-bit), 10.11 (64-bit) Linux (compatible with PPD only)
Network Interface		Ethernet 1000BASE-T, 100BASE-TX, 10BASE-T	Ethernet 1000BASE-T, 100BASE-TX, 10BASE-T		Ethernet 1000BASE-T, 100BASE-TX, 10BASE-T
Memory Capacity		4 GB	4 GB		4 GB
Hard Disk*6	Capacity	500 GB	500 GB		500 GB
	Available Space	Approx. 430 GB	Approx. 430 GB		Approx. 430 GB
Operating System		Linux	Linux		Linux
Power Source		AC 100-240 V, 10.0-5.0 A, 50-60 Hz	AC 100-240 V, 10.0-5.0 A, 50-60 Hz		AC 100-240 V, 10.0-5.0 A, 50-60 Hz
Power Consumption		Max. 1,000W Ready*7: 150 W or less; Sleep*8: 4 W or less; Stand-by: 0.5 W or less	Max. 1,000W Ready*7: 150 W or less; Sleep*8: 4 W or less; Stand-by: 0.5 W or less		Max. 1,000W Ready*7: 150 W or less; Sleep*8: 4 W or less; Stand-by: 0.5 W or less
Operating Noise		Max. 65 dB (A) A4 long-edge feed (Simplex) at the maximum print speed	Max. 65 dB (A) A4 long-edge feed (Simplex) at the maximum print speed		Max. 65 dB (A) A4 long-edge feed (Simplex) at the maximum print speed
Operating Environment		Temperature: 15°C to 30°C (59°F to 86°F) Humidity: 40% to 70% RH (non-condensing)	Temperature: 15°C to 30°C (59°F to 86°F) Humidity: 40% to 70% RH (non-condensing)		Temperature: 15°C to 30°C (59°F to 86°F) Humidity: 40% to 70% RH (non-condensing)
Dimensions (W × D × H)		In use: 40 19/32" × 28 9/16" × 43 29/32" With cover and tray closed: 30 17/32" × 27 25/32" × 38 7/32"	In use: 40 19/32" × 28 9/16" × 43 29/32" With cover and tray closed: 30 17/32" × 27 25/32" × 38 7/32"		In use: 40 19/32" × 28 9/16" × 43 29/32" With cover and tray closed: 30 17/32" × 27 25/32" × 38 7/32"
Weight		Approx. 135 kg (297 lb)	Approx. 130 kg (286 lb)		Approx. 135 kg (297 lb)
Safety Information		IEC60950-1 compliant, Indoor, pollution degree 2*9, At altitudes of 2,000 m or lower	IEC60950-1 compliant, Indoor, pollution degree 2*9, At altitudes of 2,000 m or lower		IEC60950-1 compliant, Indoor, pollution degree 2*9, At altitudes of 2,000 m or lower
Required Space (W × D × H)*10		51 13/32" × 47 27/32" × 43 29/32"	51 13/32" × 47 27/32" × 43 29/32"		51 13/32" × 47 27/32" × 43 29/32"

Specifications are subject to change without notice.

*1 Within 10 minutes after the last print job *2 When using plain paper or recycled paper (85 gsm (23-lb bond)), and density setting (Standard) Chart used: Print measurement pattern [Color measurement sample 2 (JEITA standard pattern J6)] *3 The continuous print speed varies depending on the type of optional output equipment connected. *4 The margin when printing envelopes is 10 mm (3/8"). The guaranteed area when printing images is the area enclosed within 5 mm (7/32") of the edges of the paper. *5 Optional PS kit is required. *6 One gigabyte (GB) is calculated as 1 billion bytes. *7 Without printing and temperature adjustment operation *8 When setting [Power Consumption (in sleep)] to [Low]. *9 The pollution degree of the usage environment due to dirt and dust in the air. Degree "2" corresponds to a general indoor environment. *10 With the front cover open and the operation panel in the upright position. *11 When using duplex print: 340 mm × 460 mm (13 3/8" × 18 3/32")

 ComColor, and FORCEJET are trademarks or registered trademarks of RISO KAGAKU CORPORATION. PostScript is either a registered trademark or a trademark of Adobe Systems Incorporated in the United States and/or other countries. Mac is a trademark of Apple Inc. Microsoft, Windows, Windows Server and Windows Vista are either registered trademarks or trademarks of Microsoft Corporation in the United States and/or other countries. Other corporate names and/or trademarks are either registered trademarks or trademarks of each company, respectively.



RISO, Inc.
800 District Ave, Suite 390 Burlington, MA 01803
<http://us.riso.com>

For more details please contact: